



Activity Book



WONDERFUL ON TAP

SEVERN

TRENT

Get crafty this Christmas....




Make a Christmas-themed fat collector

What you'll need

- An old plastic bottle
- Glue (PVA craft glue or a glue stick)
- Decorations (like felt, pom poms and googly eyes)
- Scissors

What to do:

1. Clean and remove any labels and dispose of the lid
2. Safely cut the bottle about a third of the way down (from the top), ask an adult for help when doing this.
3. Get the top bit and put it upside down in the bottom bit of the bottle - this will be your funnel.
4. Decorate your new fat collector with a Christmas theme - why not make a santa, reindeer, elf or snowman? You could even include a message telling people to put used cooking fats, oils and grease in it, instead of down the sink.



Why make a fat collector? Around Christmas time, lots of people pour cooking fats, oils and grease (F.O.G) straight out of the pan into the sink. Over time, F.O.G can build up and go hard in our pipes which can cause a blockage!

Once the fats, oils and grease have cooled down, they can be poured into a container - just like your fat collector - and once full, scraped out into the bin.

Competition time!

Once you've made your Christmas fat collector take a photo of it, send it to us and you could win a family day out!



Find out more by visiting stwater.co.uk/christmascrafts

What's in Santa's sleigh?



Looking at all the items in Santa's sleigh, which things can you flush down the toilet? (clue: there's 3 in total).

Money

Toilet paper

Poo

Goldfish

Teddy bear

Mobile phone

Toy car

Pee/wee

Answers: Toilet Paper, Pee/wee and Poo



Spot the difference - there's 5 to find!



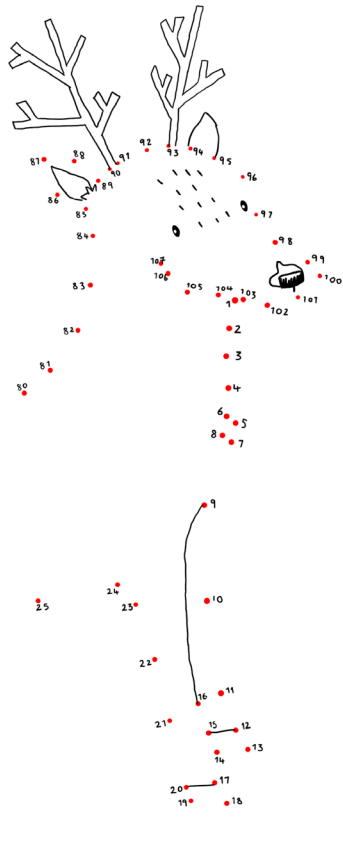
Draw a Reindeer



Just follow the numbers it's easy peasy




Reindeers are cute aren't they? but not as cute as Penguins





Christmas Wordsearch



XMAS
STOCKING
CARDS
ELVES
PRESENT

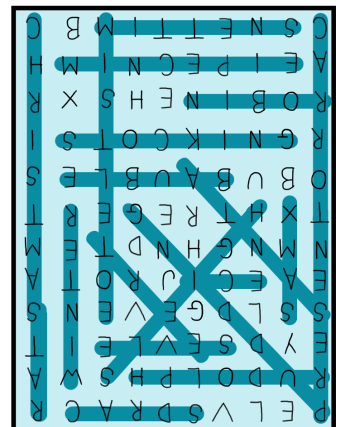
SANTA
MISTLETOE
TREE
ROBIN
WINTER



There's
more here too...

BAUBLE
STAR
CHRISTMAS
PUDDING
ICE

MINCE PIE
RUDOLPH
SLEIGH
CARROT
MITTENS





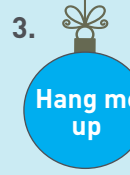
1.



2.



3.

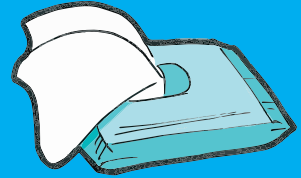


Christmas Day challenge...



Try this challenge with your family on Christmas day and tick each box once you've completed each step!

1. Keep your toys safe: Did you know every year we get lots of toys in our sewers? That's because people accidentally drop them down the toilet! Make your presents last all year by going to the toilet without them.



2. Bin wet wipes: Christmas can be a messy time, but you can help keep our sewers clear - so our water can travel safely through the pipes - by putting wet wipes in the bin, instead of flushing them down the toilet.

*Fun fact:
Unlike toilet roll,
did you know it can
take up to 5 years
for a wet wipe to
break up
in water?*

3. Put fats, oils and grease (F.O.G) in the bin or use a fat collector: Around Christmas time, we get lots of these things poured down the sink from people cooking their Christmas dinners. Over time F.O.G can harden and block pipes which may cause a burst!



4. Drink tap water: Christmas can be full of drinks that can make us dehydrated, make sure you drink the recommended amount of water for you on the big day (Aged 4-8 = 6 cups, aged 9+ = 8 cups).



Don't forget it's really great to do all these things all of the time too!

Family fun at our visitor sites



Come and see our wonderful water at one of our ten visitor sites...



Our visitor sites are fun for all, from nature exploring and outdoor activities, to a bite to eat in the onsite café - they're also great value too!

Join us in December for some festive fun! Complete our Christmas trail by helping Santa get all his presents back, stolen by some naughty elves.



Visit stwater.co.uk/events for more information.



WONDERFUL ON TAP

