


SNAP!

Play snap using the water cards below! Every time you match a pair make sure you talk about how you can save water when doing that activity!


Print 2-4 sheets of this page so you have enough cards. Cut them out and mix them up, then your ready to play!

How to play:

1. Choose which player will go first
2. Mix up the cards and put them in a pile with the picture facing down
3. Take it in turns to turn a card over and put into a pile in the middle
4. Once two cards match, the quickest player to put their hand on the pile and shout 'SNAP' is the winner of that round and takes all the cards from the pile!
5. Keep playing until there are no cards left. The player with the most cards wins!



Washing up
using a bowl



One dishwasher
load



Having a 4 minute
shower



Washing your
hands



Using a bucket to
wash a car



One flush on a
traditional toilet



Taking a bath



Brushing your teeth
with the tap on



Using a hosepipe
or sprinkler for
1 hour



One washing
machine load

PAIRS!

Test your memory by seeing if you can match up the litres of water used with the activity!

Print one sheet of this page and cut out the cards. You will need your snap cards (one of each activity) and the litre cards below.

How to play:

1. Choose which player will go first
2. Mix up the cards and scatter them on a table facing downwards
3. Take it in turns to turn two cards over to try and match the litres to the activity
4. Keep playing until there are no cards left. The player with the most pairs at the end wins!

80
litres
per
bath

6 litres
per minute

6 litres per
basin

10
litres
per
bucket

14
litres
per
load

9 litres
per
minute

1000
litres
per
hour

50 litres
per load

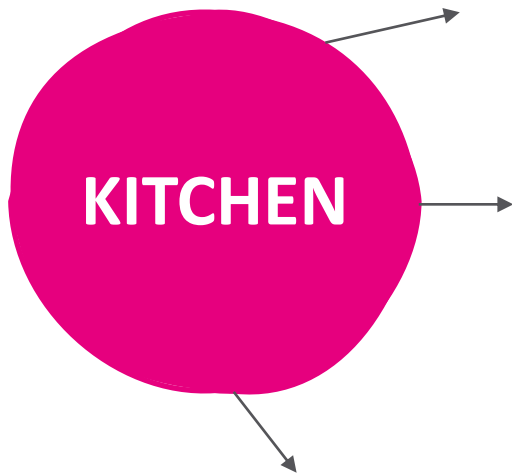
12 litres
per
2 min
brush

8 litres
per flush

6 litres per
bowl

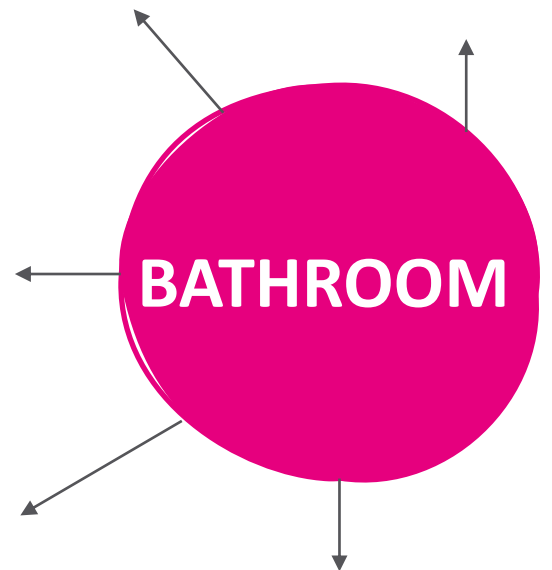
Once you've played the games complete the mindmaps on how you can save water!

Sort the cards into rooms and then come up with some ideas on saving water for each activity. Some have been done for you!



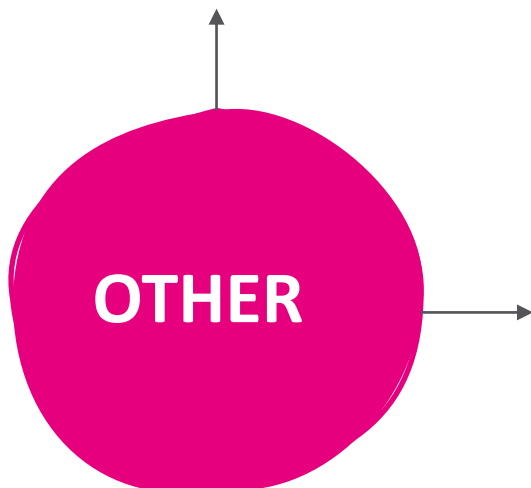
Washing machine

Save water by only using it when its full and on an eco setting



Flushing the loo

Save water by using a water saving device or the right button on modern toilets



Sprinkler

Save water by using a watering can instead



ANSWER SHEET

KITCHEN

Dishwasher

Save water by only using it when its full and on an eco setting. **Full dishwasher uses 14 litres.**

Washing up

Save water by only using it when you need to and with less water. **The bowl uses up to 6 litres.**

Washing machine

Save water by only using it when its full and on an eco setting. **Washing machines can use up to 50 litres.**

BATHROOM

Save water by only filling it half way. **Full bath uses 80 litres.**

Washing your hands

Save water putting the plug in. **Leaving the tap on for 1 minute uses 6 litres.**

Brushing your teeth

Save water by turning the tap off. **Leaving the tap on for 2 minutes uses 12 litres.**

OTHER

Washing car

Save water by using a bucket instead of a hose. **Buckets can hold up to 10 litres of water.**

Having a shower

Save water by showering for 4 minutes or less. **Showers use 9 litres per minute.**

Flushing the loo

Save water by using a water saving device or the right button on modern toilets. **Traditional toilets can use 8 litres per flush.**

Sprinkler

Save water by using a watering can instead. **Sprinklers are attached to hoses which use 1000 litres every hour.**